

Fund Fact Sheet | 30 January 2026

REKSA DANA INDEKS BNI AM PEFINDO I-GRADE Kelas R1

Index Fund

Effective Date	14-Sep-23
Effective Letter	S-2630/PM.02/2023
Launch Date	1-Apr-24
Type	Index Fund
NAV/Unit	894.78
Total NAV	5,296,135,385
Total NAV (All Classes)	10,631,151,552
Currency	Rupiah
Minimum Investment	Rp10,000
Total Units Offered	5,000,000,000
NAV Calculation	Daily
Subscription Fees	Max. 2%
Redemption Fees	Max. 2%
Switching Fees	Max. 2%
Management Fees	Max. 3% p.a.
Custodian Fees	Max. 0.25% p.a.
ISIN Code	IDN000515400
Mutual Fund Ownership	Can be accessed from https://akses.ksei.co.id

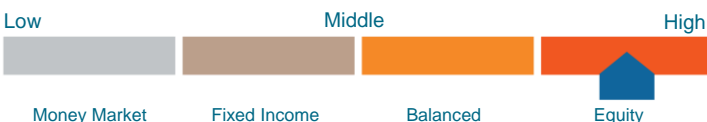
Main Risks

- Changing economic and political condition risks
- Default risks
- Liquidity risks
- Volatility risks
- Full closures risks
- Currency risks

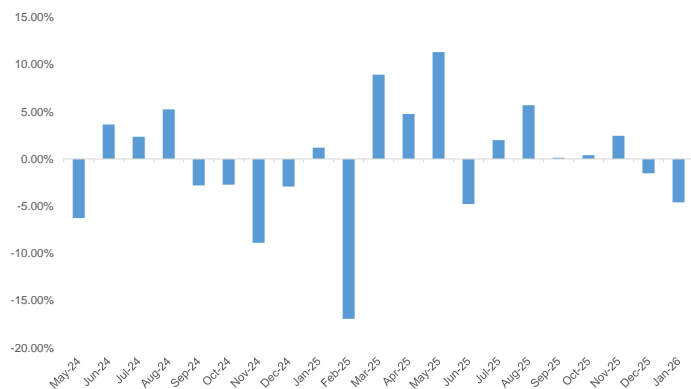
Risk Profile

- Risk level

Risk Classification



Monthly Fund Performance in The Last 5 Years



Mutual Fund Performance

Date: 30-Jan-26

Performance	YTD	1 Mo	3 Mo	6 Mo	1 Yr	3 Yr	5 Yr	Since Inception
Mutual Fund	-4.59%	-4.59%	-3.74%	2.25%	4.79%			-10.52%
Benchmark*	-4.55%	-4.55%	-3.35%	4.94%	3.78%			-10.06%

	Month	Return
Best month	May-25	11.32%
Worst month	Feb-25	-16.94%

*Benchmark: Pefindo I-Grade Index

In accordance with OJK regulations, proof of confirmation of purchase, transfer, redemption transactions is valid proof of Unit Penyertaan ownership, which is issued by the Custodian Bank which can be viewed via the <https://akses.ksei.co.id> page.

Disclaimer:

INVESTMENT THROUGH MUTUAL FUNDS CONTAINS RISK. BEFORE DECIDING TO INVEST, PROSPECTIVE INVESTORS MUST READ AND UNDERSTAND THE PROSPECTUS. PAST PERFORMANCE DOES NOT GUARANTEE/REFLECT PERFORMANCE INDICATIONS IN THE TIME TO COME. OTORITAS JASA KEUANGAN DOES NOT GIVE A STATEMENT TO APPROVE OR NOT APPROVE THIS FUND, AND DOES NOT GIVE A STATEMENT ABOUT THE TRUTH OR ADEQUACY OF THIS FUND'S PROSPECTUS. EVERY STATEMENT THAT CONTRADICT THE PREVIOUS STATEMENTS IS A LAW VIOLATION. Mutual Funds are not part of third party deposits on Banks and are not included in the scope of the object of the deposit insurance program by Lembaga Penjamin Simpanan. Mutual funds are Capital Market products and not products issued by Sales/Banking Agents. An Investment Fund Selling Agent is not responsible for the demands and risks of managing the portfolio of mutual funds carried out by the Investment Manager. This product information summary does not replace the Mutual Fund Prospectus and is prepared by PT BNI Asset Management only for information needs and does not constitute a form of offer to buy or demand to sell. All information contained in this document is presented correctly. If necessary, investors are advised to seek professional opinion before making an investment decision. Past performance is not necessarily a guide to future performance, nor is it an estimate made to provide an indication of future performance or trends. PT BNI Asset Management as the Investment Manager is licensed and supervised by the OJK.

BNI Asset Management Profile

PT BNI Asset Management is one of the largest asset management companies in Indonesia with experience over 20 years since its establishment as the asset management division of PT BNI Securities in 12 April 1995. The company spun off from PT BNI Securities in 2011, and had earned its license as Investment Manager from Bapepam-LK (No. KEP-05/BL/MI/2011, dated 7 July 2011). Currently, the company is managing 65 (sixty-five) mutual fund products.

Several mutual funds managed by BNI-AM have received awards from various media and independent research institutions, this includes:

- Seven awards at the 2025 Investment Manager Awards (Anugerah Manajer Investasi 2025) presented by IDX Channel and Edvisor.id
- Two Best Mutual Fund Awards 2025 from Investortrust.id and Infovesta.
- Two awards at the 14th Infobank-Isentia Digital Brand Appreciation 2025 ceremony.

Investment Objectives

Get an added investment value that is equivalent to the stock price performance of the Pefindo I-Grade Index.

Investment Policy

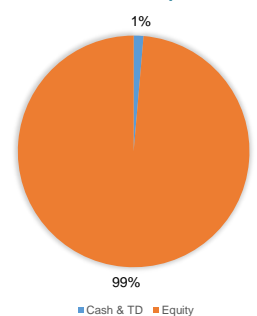
Minimum 80% on equity instruments.

Maximum 20% on cash and/or domestic money market instruments.

Top 10 Underlying Securities

EQUITY	BBCA (18.91%)
EQUITY	BBRI (17.90%)
EQUITY	TLKM (11.32%)
EQUITY	BMRI (11.19%)
EQUITY	DSSA (10.52%)
EQUITY	BBNI (4.38%)
EQUITY	TPIA (4.00%)
EQUITY	BRPT (3.70%)
EQUITY	MDKA (2.52%)
EQUITY	CUAN (2.16%)

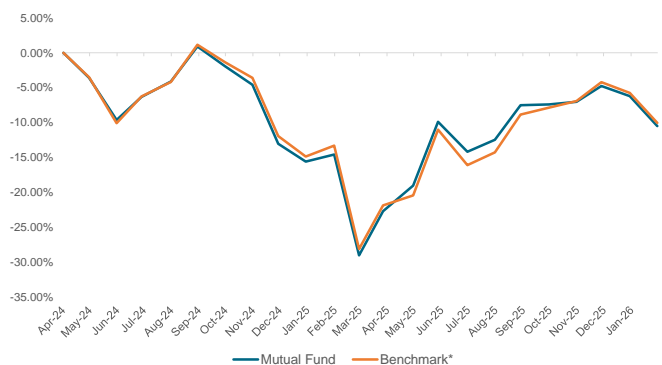
% Portfolio Composition



Custodian Profile

Standard Chartered Bank (Jakarta Branch) has been approved as custodian based on the Decree of the Chairman of the Capital Market Supervisory Agency Number Kep-35/PM.WK/1991 since June 26th, 1991, and is therefore registered and supervised by The Financial Services Authority (OJK).

Fund Performance vs Benchmark (Cumulative)



PT BNI ASSET MANAGEMENT

Centennial Tower, 19th Floor
Jln. Gatot Subroto Kav 24 & 25 Jakarta 12930
T. +62-21 2996 9646 (Hotline) / F. +62-21 2996 9647
E. customerservices@bni-am.co.id

PT BNI Asset Management is licensed and supervised by Otoritas Jasa Keuangan



@bniassetmanagement



BNI Asset Mgmt

For more information visit www.bni-am.co.id

